

USER MANUAL

TC BC245UCV Beer Cooler



THERMOTECHNIKA-CROWN COOL KFT.

Székhely: 2800 Tatabánya, Csarnok u. 17. | Adószám: 12123067-2-11 | Cégjegyzékszám: 11 09 006790
Bemutatóterem és levelezési cím: 1103 Budapest, Kőér u. 3/F | Telefon: +36 1 260 7126 | E-mail: info@tchungary.com

DEAR CUSTOMER!

Welcome as the proud owner of our TC BC245UCV beercooler. In this booklet, we aim to provide you with some helpful tips to maximize the utility of your device.

If you have any questions or feedback regarding our products, please feel free to reach out to us!



IMPORTANT INFORMATION

For safe and prolonged operation, please carefully read and adhere to the instructions provided in the user manual to ensure that the equipment operates properly and complies with warranty terms.

The manufacturer and distributor are not liable for malfunctions or damages resulting from the omission of instructions outlined in the user manual or from non-standard usage.

Manufacturer:

THERMOTECHNIKA-CROWN COOL Kft.

H-2800 Tatabánya, Csarnok str. 17.

Phone.: +36 1 260 7126

E-mail: info@tchungary.com

Contents

1. PRESENTATION..... 3

2. PACKAGING, SHIPPING 3

3. STARTUP..... 4

3.1 Optimal placement and energy-saving operation 4

4. HANDLING 4

4.1 General Information 4

4.2 Temperature Control 6

5. TECHNICAL INFORMATIONS 7

5.1 Technical Data of the Product..... 7

5.2 Exploded View 8

5.2.1 Item List..... 9

5.3 Wiring Diagram..... 9

6. DECLARATION OF CONFORMITY..... 10


1. PRESENTATION

Under-counter, standing, flow-through beer cooler. The TC BC245UCV is our self-developed beer cooler, designed with ease of installation and maintenance in mind. The under-counter beer cooler is equipped with carrying handles on the sides, and the device is made of plastic-coated galvanized sheet metal.

The beer cooler features top cooling, a mechanical thermostat, a mixing motor, and a water level indicator. The cooler has a continuous cooling capacity of 245 liters per hour (4 liters per minute), making it capable of dispensing up to 490 glasses of cold beer per hour. The machine comes with 4 beer coils but can be expanded to up to 7 coils! The accessories necessary for the operation of the under-counter beer cooler can be ordered separately.

Lying, standing, and tabletop beer coolers are available to meet various technical and space requirements. The picture is for illustration purposes only!

2. PACKAGING, SHIPPING



- Ensure the device is transported properly, it should only be transported in an upright position! Upon arrival, please inspect the product for any damages.
- After removing the packaging, always place the device on a solid, dry, and level surface. Make sure to remove any unwanted items from the machine (e.g., adhesive, foil).




- After removing the packaging, always place the product on a solid, dry, and level surface.
- Insufficient ventilation may deteriorate the cooling performance.
- Ignoring security markings may result in product damage.



SAFETY REGULATIONS

- Before connecting to the electrical outlet, ensure that the voltage specifications of the power supply match the requirements of the device.
- Please do not touch electrical components with wet hands! Faulty electrical wiring can cause short circuits and fires.
- Make sure that the electrical components of the power supply are adequate; the equipment can only be connected to a grounded electrical outlet.
- The assembly and electrical connection of disassembled machines should only be carried out by a professional.
- Always pull the power cord out by the plug to avoid wire breakage, which could lead to electric shock.
- Only use the assembled power plug; never use a T-shaped adapter, as it may overheat. The socket should be easily accessible.



- Avoid using electrical extensions whenever possible. Use only grounded extension cords if necessary.
- Use only the assembled power plug, never use a T-type adapter, as it may overheat. The socket should be easily accessible.
- When placing the equipment, consider that the ideal environment for the appliance is a cool, well-ventilated area.

3. STARTUP

3.1 Optimal placement and energy-saving operation



INSTALLATION

- Only a professional can carry out the commissioning process; improper installation will result in the warranty being voided.
- The beer cooler can only be operated when installed as part of a system. The system components include: KEG barrel, KEG tap, CO₂ cylinder, CO₂ regulator, dispensing tap. These system elements are not included accessories of the machine.
- Commissioning tasks include: setting up the pipe connections, filling the water tank with water up to 10 mm below the overflow level.
- The machine operates optimally up to 25°C and 60% humidity. The thickness of the ice can be adjusted with the mechanical thermostat; it should be noted that the stainless-steel beer coils should not be covered with ice, it is recommended to turn them up to the maximum.
- Always adjust the internal temperature to the desired level, as overcooling results in excess energy consumption.
- Ensure proper distance from the wall for the refrigeration unit! Do not place objects near the device that would obstruct free ventilation.
- Ensure that the perforations on the machine can ventilate, and it must be ensured during installation that these openings are not obstructed, and the appropriate distance is maintained within the counter!
- The appliance operates economically when it is exposed to as little external heat as possible! Cooling efficiency decreases, energy consumption increases, so it is advisable not to place it in sunny locations or near heat sources (stove, radiator).

4. HANDLING

4.1 General Information



MAINTENANCE

- During maintenance or repair, please disconnect the device from the power supply!

- Repairs should only be carried out by a professional. Contact the authorized service center for any repair work! Failure to adhere to the instructions manual may result in the loss of warranty!
- In case of any malfunction, always turn off the appliance until the technician arrives.
- The water level in the water tank should be checked monthly, and if necessary, refill the missing water quantity.
- Have the condenser heat exchanger cleaned by a professional every six months, as any malfunction resulting from this will result in the warranty being voided.
- Please note that it is **STRICTLY FORBIDDEN** to touch the electrical parts of the appliance before unplugging the connector!
The manufacturer and distributor are not liable for failures resulting from the following situations:
- Improper installation of the appliance (not according to the instructions manual).
- Improper use not in accordance with the user manual.
- Failures due to incorrect maintenance.
- External electrical interference.
- Failures resulting from the use of non-genuine parts.



BEFORE CALLING FOR SERVICE

Before calling for service, please make sure of the following:

If the beer cooler does not start:

- Check that it is properly connected to the power supply.
- Check if the fuse has not blown.
- Check if the temperature control is not set to "0".

If the beer cooler is noisy:

- Check if it is in contact with the wall or other furniture.
- Check if the appliance is level.

SERVICE CONTACTS

Mobile: +36-30/685-3694

+36-30/350-7268

E-mail: diszpecser@tchungary.com

Address: H-1103 Budapest, Kőér str. 3/f.

4.2 Temperature Control

The appliance starts operating after plugging in the power plug and turning on the main switch.

4.2.1 General Instructions

The operating temperature is controlled by a mechanical thermostat. You can adjust the temperature to the desired level by turning the control knob. Setting it to the minimum position can turn off the cooling of the appliance, although it is not recommended due to the melting of the ice bank.

ATTENTION! Turning off the temperature controller does not disconnect the power to the appliance!



WASTE MANAGEMENT

After removing the device from use, it should be transported to waste recycling facilities for proper dismantling.

5. TECHNICAL INFORMATIONS

5.1 Technical Data of the Product

DIMENSIONS

External size (mm) /with pump, without tower/	530x546x710 (H)
---	-----------------

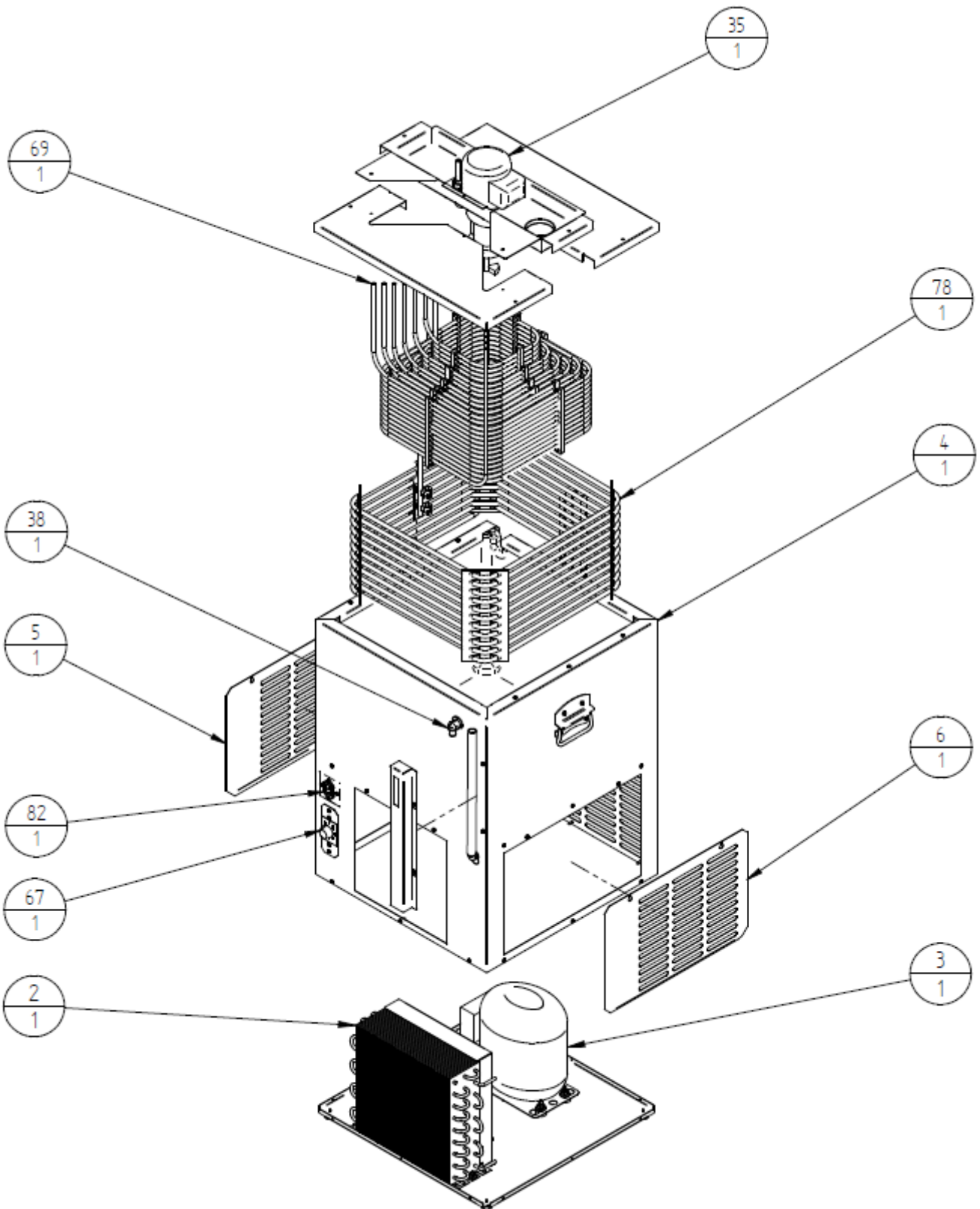
Net weight (kg)	50
Gross weight (kg)	54
Tank (l)	74
Icebank (kg)	25
Compressor size (HP)	1/2
Capacity (W)	600

Peak performance ice bank (l/h)	245
Voltage (V)	230
Current (A)	4,2
Number of coils (pcs)	1-7 beers
Refrigerant	R290a
Type of thermostat	Mechanic
Type of pump	MID 7
Pump capacity (l/min)	10
Pump elevation height (m)	7
Orientation	vertical, under counter

ACCESSORIES

Tower	no
Tap	optional (standard)
Drip tray	no

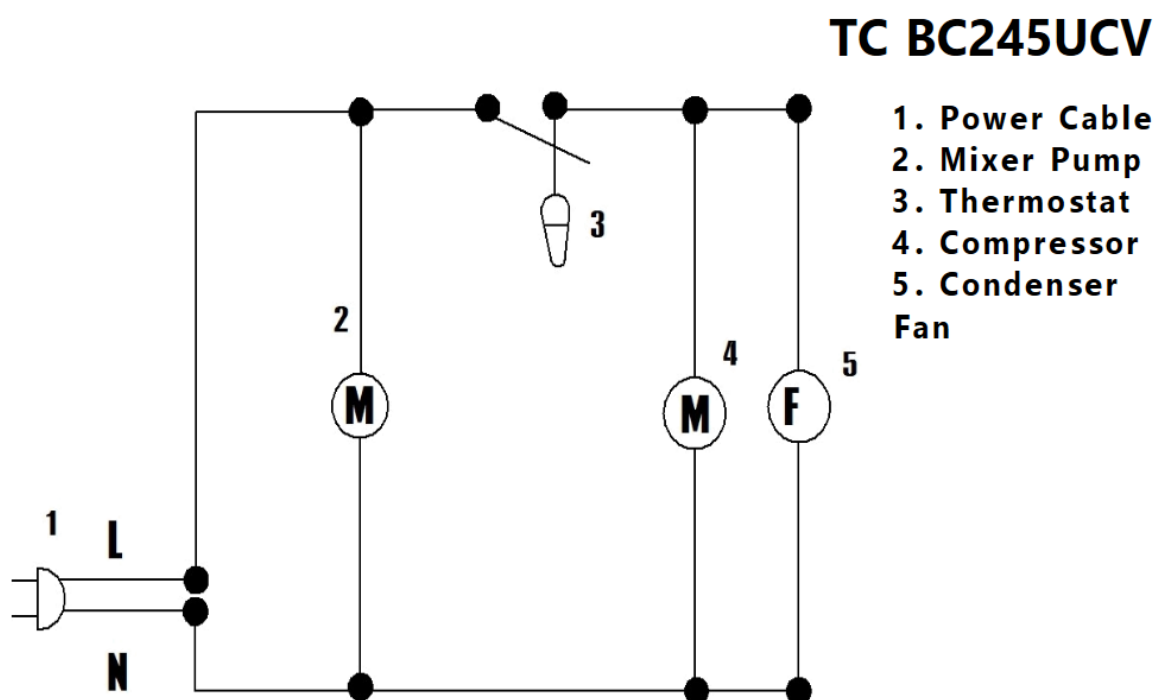
5.2 Exploded View



5.2.1 Item List

Szám / Number	Név / Name	Darabszám / Quantity
2	Kondenzátor / Condenser	1
3	Kompresszor / Compressor	1
4	Palást / Body	1
5	Szellőzőrács 1 / Ventilation grille 1	1
6	Szellőzőrács 2 / Ventilation grille 2	1
35	Keveőmotor / Mixing pump	1
38	Túlfolyó csatlakozó / Overflow connector	1
67	Hőfokszabályzó / Thermostat	1
69	Sörspirál / Beer Coil	1
78	Elpárspirál / Evaporating spiral	1
82	Aljzat / Socket	1

5.3 Wiring Diagram



6. DECLARATION OF CONFORMITY

A termék megnevezése:	Sörhűtő
Name of product:	Beer Cooler
Típus:/ Type:	TC BC245UCV
Főbb műszaki adatai: / Main technical data:	230 V, 50 Hz, 600 W, 74 l, 50 kg, R290A
A gyártó neve és telephelye: /	THERMOTECHNIKA - CROWN COOL Kft.
Manufacturer (name and address):	H-2800 Tatabánya, Csarnok u. 17.

Ezt a megfelelőségi nyilatkozatot a gyártó kizárólagos felelősségére adja ki.
This Declaration of Conformity is issued by the manufacturer's sole responsibility.

Kijelentjük, hogy az általunk gyártott fentnevezett termék
Hereby we declare that above mentioned product is

MEGFELEL IN COMPLIANCE

a következő vonatkozó közösségi harmonizációs jogszabályoknak
with the following EU harmonization laws

2014/35/EU direktíva
2014/30/EU direktíva
2011/65/EU direktíva

23/2016.(VII.7.) NGM rendelet
8/2016.(XII.6.) NMHH rendelet
374/2012.(XII.18.) Korm. rendelet

és az alábbi alkalmazott harmonizált szabványoknak
and the following harmonized legislation


MSZ EN 60335-1:1998
MSZ EN 60335-1:2013
MSZ EN 60335-2-89:2010/A1:2016

MSZ EN 55014-1:2017
MSZ EN 50581:2013
MSZ EN 60335-2-89:2010/A2:2018

A nyilatkozatot a Thermotechnika – Crown Cool Kft. nevében tette és írta alá
This Declaration was made and signed on behalf of the Thermotechnika-Crown Cool Kft.

Tatabánya, 2024. 06. 18.

THERMOTECHNIKA-CROWN COOL KFT.
2800 Tatabánya, Csarnok u. 17.
Adószám: 12123067-2-11
-20-



PH

Kiss János
ügyvezető igazgató
Managing Director